



## STANDPIPE SUPERVISORY SYSTEM

### FEATURES

- Includes these NYC Local Law 64 requirements:
  - Air compressor
  - Automatic compressor cut-in and cut-out
  - Pressure switch operating on pressure drop
  - Pressure switch operating over 25 PSIG
  - Local audible alarm
  - Active, dedicated power supply
  - Check valve to prevent water from entering compressor
  - Air dryer
  - Lockable shutoff valve
  - Manual air release valve (to be field installed)
- Includes these additional features:
  - Silenceable audible(s)
  - Provision for remote audible device (supervised)
  - Power backup batteries (min. 24 hours capacity)
  - Local gage to monitor air pressure
  - Compressor power disconnect switch
  - Optional digital communication
- Fully factory assembled and tested
- No field assembly required
- Just connect to 120VAC and to standpipe
- Easy-to-follow instructions on enclosure front
- Complete instructions for installation and testing

### BENEFITS

- Designed to satisfy hardware requirements of NYC Local Law 64
- Saves assembly and troubleshooting time
- Quick installation – just hang, connect, and it's ready
- Rugged construction for use on construction or demolition sites
- Reliable, dependable protection that functions as designed
- Expert field and in-house technical support available


### DESCRIPTION

The United Fire Protection STANDPIPE-PAC™ is a fully assembled standpipe supervisory system, including compressor, switches, alarm, and control unit providing one complete zone of standpipe supervision in compliance with NYC Local Law 64. All components are mounted on a sturdy wooden backboard, suitable for hanging at a construction or demolition site.

#### NYC Local Law 64

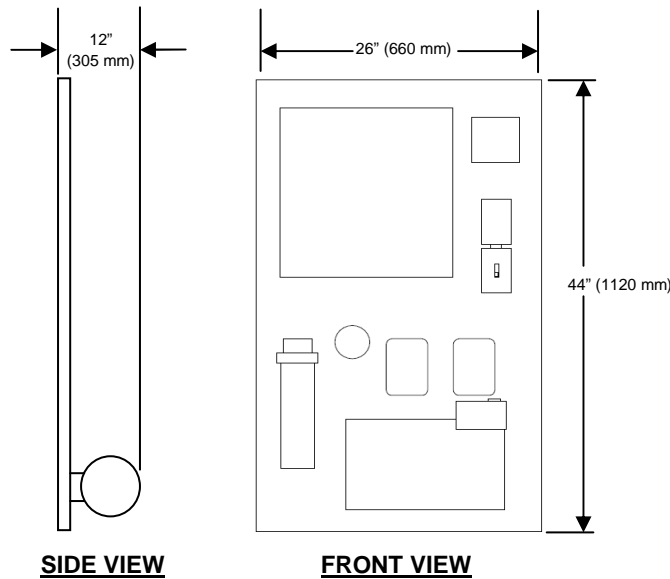
NYC Local Law 64 was implemented in response to serious difficulties encountered by the FDNY when fire standpipes at construction and demolition sites were damaged, rendering the standpipes unsuitable for fire department use. The law requires that all fire standpipes in vacant buildings, buildings undergoing demolition, and required permanent or temporary standpipes in buildings under construction be equipped with a system to pressurize the standpipe at all times, which then would sense the pressure loss if a portion of the standpipe was damaged or completely removed. Detailed requirements for the system are specified in the Law. STANDPIPE-PAC™ has been designed to aid in compliance with the requirements in Section 4 of Local Law 64. **IMPORTANT:** Section 3 of Local Law 64 requires that an application to install an air pressurized alarm system be filed by a registered design professional, and a permit obtained by a master plumber or licensed master fire protection contractor. A licensed electrician shall obtain all required electrical permits. Install STANDPIPE-PAC™ after application is made and accepted, and all permits received. To review Local Law 64 in its entirety, go to: [www.nyc.gov/html/dob/downloads/pdf/1164of2009.pdf](http://www.nyc.gov/html/dob/downloads/pdf/1164of2009.pdf).

The connection from the system to the standpipe is conveniently located on the front of the unit. The 120 VAC power connection is made in a pre-mounted junction box. This one connection provides power for both the compressor and the control panel.





## STANDPIPE SUPERVISORY SYSTEM



### Options

- Automatic telephone dialer
- Higher-capacity air compressors (consult factory)
- Additional horn(s) for remote notification

### Contents Of Package:

- (1) STANDPIPE-PAC™ Assembly
- (1) Manual Air Release Bleed Valve
- (1) Bleed Valve Label
- (1) Installation and Testing Instruction Sheet
- (1) Air Dryer Instruction Sheet
- (1) Control Unit Instruction Manual

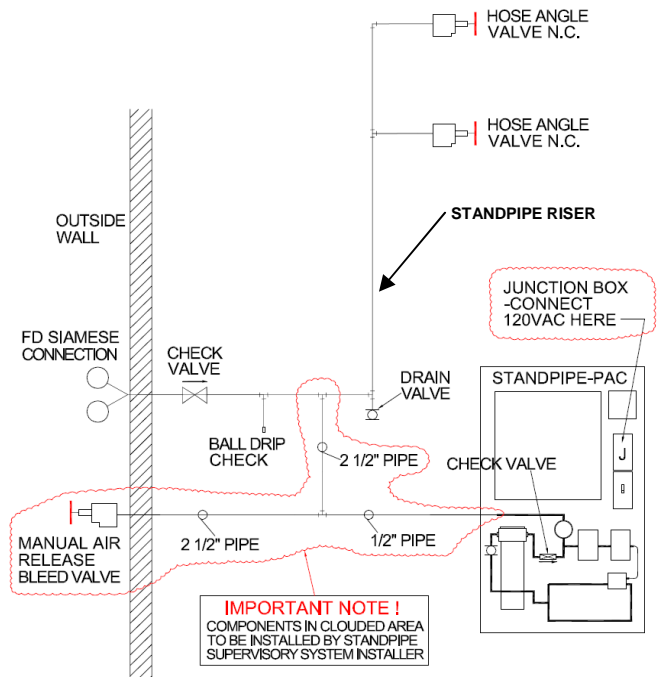
### Specifications

- Low Pressure Switch Setpoint: Sends signal to panel when pressure drops below 11 PSIG (75 kPa gage)
- High Pressure Switch Setpoint: Sends signal to panel when pressure exceeds 25 PSIG (170 kPa gage)
- Mounting Backboard: 3/4" plywood, painted grey
- Approx. Weight: 86 lbs. (39 kg)
- Power Requirement: 120VAC, 60 Hz, single phase, 7.5 A

### Ordering Information: STANDPIPE-PAC™ Model SSS-100-XX

- XX = Compressor Size
- 16 = 1/6 HP Compressor
  - 13 = 1/3 HP Compressor
  - 12 = 1/2 HP Compressor
  - 34 = 3/4 HP Compressor

NOTE: Fill time is important for estimating downtime when standpipe is added to or sections are removed. A quicker fill time allows the standpipe to be returned to service sooner. Local Law 64, Section 5, mandates ceasing all construction or demolition operations if the standpipe is not restored in within 2 hours of impairment. Choose compressor size accordingly.



### STANDPIPE-PAC™ FIELD CONNECTIONS

